



OREGON  
DEPARTMENT OF  
EDUCATION

Oregon achieves... together!

# OREGON AT-A-GLANCE DISTRICT PROFILE

## Creswell SD 40

2021-22

SUPERINTENDENT: Michael Johnson | 998 West A St, Creswell 97426 | 541-895-6000

### Students We Serve




**1,114**


Student Enrollment

### DEMOGRAPHICS


#### American Indian/Alaska Native




#### Asian




#### Black/African American




#### Hispanic/Latino



#### Multiracial



#### Native Hawaiian/Pacific Islander



#### White



**6%**

Ever English  
Learners



**5**

Languages  
Spoken

**17%**

Students  
with  
Disabilities

**14%**

Mobile  
Students

**44%**

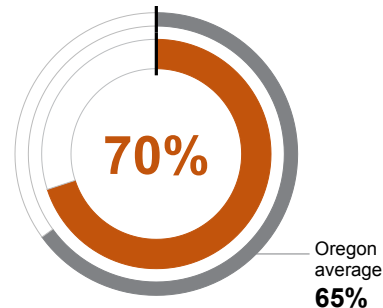
Free/  
Reduced  
Price Lunch

\*<10 students or data unavailable

### Start Strong

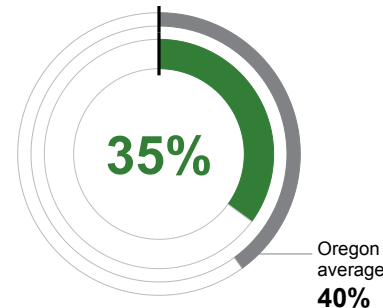
#### Grades K-2 REGULAR ATTENDERS

Students who attended more than 90% of their enrolled school days.



#### Grade 3 ENGLISH LANGUAGE ARTS

Students meeting state grade-level expectations.



### Academic Progress

#### Grades 3-8 INDIVIDUAL STUDENT PROGRESS

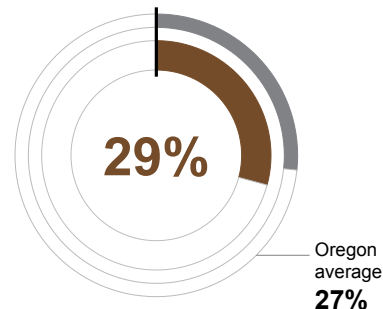
Year-to-year progress in English language arts and mathematics.

Data not available in 2021-22

### High School Success

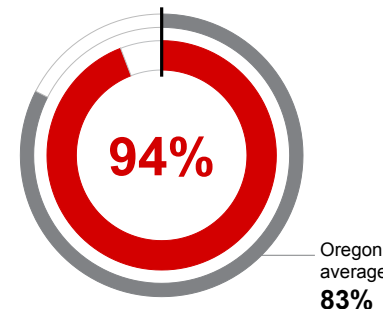
#### Grade 8 MATHEMATICS

Students meeting state grade-level expectations.



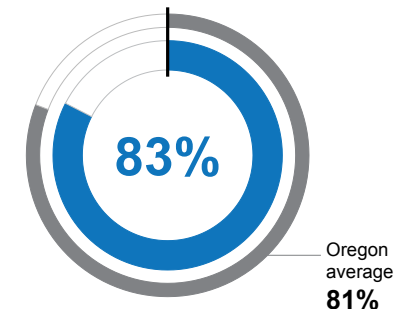
#### Grade 9 ON-TRACK TO GRADUATE

Students earning one-quarter of graduation credits in their 9th grade year.



#### Grade 12 ON-TIME GRADUATION

Students earning a diploma within four years. Cohort includes students who were first-time ninth graders in 2017-18 graduating in 2020-21.



### District Goals

Our district strives to prepare students for success by increasing achievement for all students; ensuring high school completers are ready for college, apprenticeship, career, or life; and keeping Creswell School District moving forward as one educational unit.

### State Goals

The Oregon Department of Education is partnering with school districts and local communities to ensure a 90% on-time, four year graduation rate by 2025. To progress toward this goal, the state will prioritize efforts to improve attendance, provide a well-rounded education, invest in implementing culturally responsive practices, and promote continuous improvement to close opportunity and achievement gaps for historically and currently underserved students.



# OREGON AT-A-GLANCE DISTRICT PROFILE CONTINUED

## Creswell SD 40

2021-22

### Outcomes

#### Our Staff (rounded FTE)



7

Administrators



64

Teachers



26

Educational  
assistants



3

Counselors



0

Licensed  
Librarians



0

Psychologists



73%

% of licensed teachers  
with more than 3 years  
of experience

#### Grades K-2 REGULAR ATTENDERS

American Indian/Alaska Native	<10 students or data unavailable
Asian	<10 students or data unavailable
Black/African American	<10 students or data unavailable
Hispanic/Latino	61%
Multiracial	64%
Native Hawaiian/Pacific Islander	<10 students or data unavailable
White	72%
Free/Reduced Price Lunch	70%
Ever English Learner	60%
Students with Disabilities	67%
Migrant	<10 students or data unavailable
Homeless	<10 students or data unavailable
Students in Foster Care	<10 students or data unavailable
Talented and Gifted	<10 students or data unavailable
Female	71%
Male	70%
Non-Binary	<10 students or data unavailable

#### Grade 8 MATHEMATICS

American Indian/Alaska Native	<10 students or data unavailable
Asian	<10 students or data unavailable
Black/African American	<10 students or data unavailable
Hispanic/Latino	15%
Multiracial	<10 students or data unavailable
Native Hawaiian/Pacific Islander	<10 students or data unavailable
White	31%
Free/Reduced Price Lunch	29%
Ever English Learner	<10 students or data unavailable
Students with Disabilities	<10 students or data unavailable
Migrant	<10 students or data unavailable
Homeless	<10 students or data unavailable
Students in Foster Care	<10 students or data unavailable
Talented and Gifted	<10 students or data unavailable
Female	26%
Male	31%
Non-Binary	<10 students or data unavailable

#### Grade 3 ENGLISH LANGUAGE ARTS

<10 students or data unavailable
<10 students or data unavailable
<10 students or data unavailable
23%
<10 students or data unavailable
<10 students or data unavailable
40%
35%
<10 students or data unavailable
<10 students or data unavailable
<10 students or data unavailable
<10 students or data unavailable
<10 students or data unavailable
42%
25%
<10 students or data unavailable

#### Grade 9 ON-TRACK TO GRADUATE

<10 students or data unavailable
<10 students or data unavailable
<10 students or data unavailable
93%
<10 students or data unavailable
<10 students or data unavailable
>95%
94%
<10 students or data unavailable
88%
<10 students or data unavailable
80%
<10 students or data unavailable
<10 students or data unavailable
95%
94%
<10 students or data unavailable

#### Grades 3-8 INDIVIDUAL STUDENT PROGRESS

<10 students or data unavailable
<10 students or data unavailable
<10 students or data unavailable
<10 students or data unavailable
<10 students or data unavailable
<10 students or data unavailable
<10 students or data unavailable
<10 students or data unavailable
<10 students or data unavailable
<10 students or data unavailable
<10 students or data unavailable
<10 students or data unavailable
<10 students or data unavailable
<10 students or data unavailable
<10 students or data unavailable

#### Grade 12 ON-TIME GRADUATION

<10 students or data unavailable
<10 students or data unavailable
<10 students or data unavailable
<10 students or data unavailable
>95%
<10 students or data unavailable
<10 students or data unavailable
79%
81%
<10 students or data unavailable
<10 students or data unavailable
<10 students or data unavailable
<10 students or data unavailable
<10 students or data unavailable
78%
<10 students or data unavailable
<10 students or data unavailable
<10 students or data unavailable
85%
81%
Coming in 2022-23