




OREGON AT-A-GLANCE SCHOOL PROFILE

Creswell High School


PRINCIPAL: Jenny Collins | GRADES: 9-12 | 33390 E Nieblock Ln, Creswell 97426 | 541-895-6020

Students We Serve




DEMOGRAPHICS


American Indian/Alaska Native




Asian




Black/African American




Hispanic/Latino



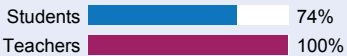
Multiracial



Native Hawaiian/Pacific Islander



White



7%

Ever English Learners



6

Languages Spoken

12%

Students with Disabilities

92%

Required Childhood Vaccinations

24%

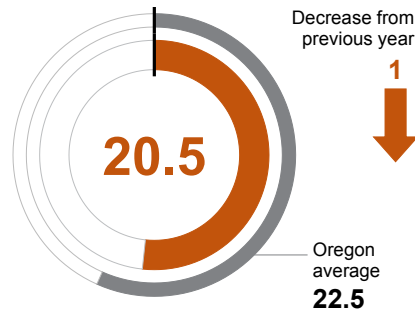
Students Experiencing Poverty

*<10 students or data unavailable

School Environment

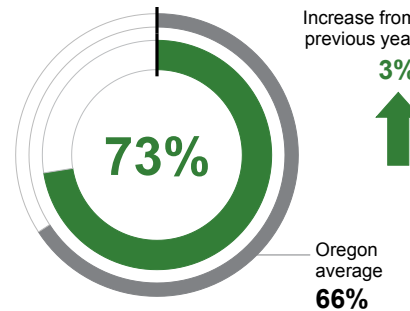
CLASS SIZE

Median size of classes in core subjects.



REGULAR ATTENDERS

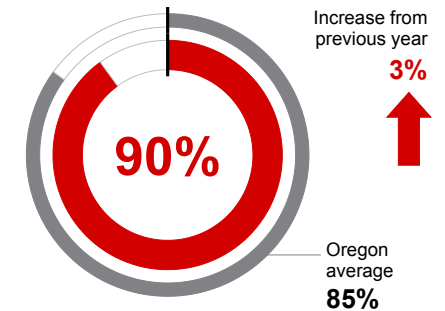
Students who attended more than 90% of their enrolled school days.



Academic Progress

ON-TRACK TO GRADUATE

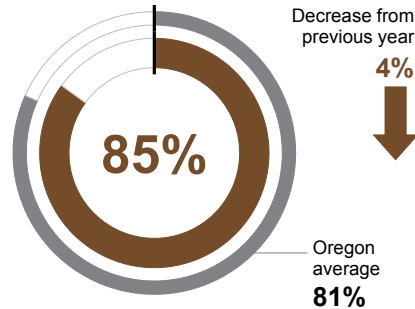
Students earning one-quarter of graduation credits in their 9th grade year.



Academic Success

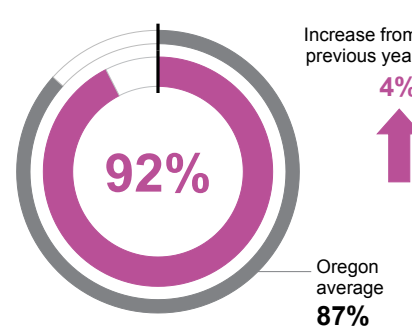
ON-TIME GRADUATION

Students earning a diploma within four years. Cohort includes students who were first-time ninth graders in 2019-20 graduating in 2022-23.



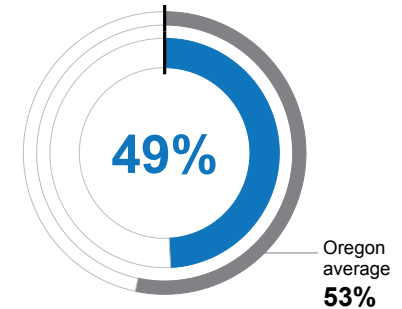
FIVE-YEAR COMPLETION

Students earning a high school diploma or GED within five years. Cohort includes students who were first-time ninth graders in 2018-19 finishing in 2022-23.



COLLEGE GOING

Students enrolling in a two or four year college within 12 months of completing high school in 2021-22. Data from the National Student Clearinghouse.



School Goals

At Creswell High School, we prepare students to achieve success in college, career, and life by providing a collaborative learning community with high quality educators, multiple pathways for success, and high expectations for achievement.

State Goals

The Oregon Department of Education is collaborating with school districts and communities across the state to achieve a 90% on-time graduation rate by 2027. Grounded in the pillars of Academic Excellence, Belonging and Wellness, and Reimagined Accountability, ODE prioritizes evidence-based practices to boost early literacy, attendance, and student engagement. We are committed to closing opportunity and achievement gaps for marginalized students and securing long-term success for all of Oregon's learners by investing in culturally responsive practices, fostering inclusive environments and always driving for continuous improvement.

Safe & Welcoming Environment

Creswell High School strives to provide a safe, welcoming and supportive community, rooted in the social emotional well-being of all students, honoring diversity and fostering a culture of kindness and respect. We communicate and share information through a variety of methods, provide interpreters upon request for parent meetings and conferences, and encourage community involvement in strategic planning and school leadership efforts (e.g. site council, etc.).



OREGON AT-A-GLANCE SCHOOL PROFILE CONTINUED

Creswell High School



Outcomes

Our Staff (rounded FTE)



22

Teachers



8

Educational assistants



1

Counselors/
Psychologists/
Social Workers



94%

Average teacher retention rate over the past three years



70%

% of licensed teachers with more than 3 years of experience



Yes

Same principal in the last 3 years

	REGULAR ATTENDERS	ON-TRACK TO GRADUATE	ON-TIME GRADUATION
American Indian/Alaska Native	70%	<10 students or data unavailable	<10 students or data unavailable
Asian	<10 students or data unavailable	<10 students or data unavailable	<10 students or data unavailable
Black/African American	<10 students or data unavailable	<10 students or data unavailable	<10 students or data unavailable
Hispanic/Latino	63%	86%	<10 students or data unavailable
Multiracial	62%	90%	<10 students or data unavailable
Native Hawaiian/Pacific Islander	<10 students or data unavailable	<10 students or data unavailable	<10 students or data unavailable
White	75%	91%	84%
Students Experiencing Poverty	61%	>95%	81%
Ever English Learner	78%	<10 students or data unavailable	<10 students or data unavailable
Students with Disabilities	56%	82%	94%
Migrant	<10 students or data unavailable	<10 students or data unavailable	<10 students or data unavailable
Homeless	73%	<10 students or data unavailable	89%
Students in Foster Care	<10 students or data unavailable	<10 students or data unavailable	<10 students or data unavailable
Military Connected	<10 students or data unavailable	<10 students or data unavailable	<10 students or data unavailable
Talented and Gifted	85%	<10 students or data unavailable	<10 students or data unavailable
Female	76%	93%	87%
Male	70%	87%	83%
Non-Binary	<10 students or data unavailable	<10 students or data unavailable	<10 students or data unavailable

About Our School

ADVANCED COURSEWORK

At CHS, students are provided the opportunity to take a wide variety of advanced honors/AP courses and to earn dual credit through partnerships with local college and university programs. These rigorous courses allow students to explore areas of academic interest and promote college and career readiness.

CAREER & TECHNICAL EDUCATION

CHS provides students with multiple CTE pathways and courses of study, including Business Management and Administration, Health Occupations, Child Development, Agriculture, Construction Technology, Visual Arts/Graphic Design, and Welding/Manufacturing Technology. These courses allow students to gain practical skills and experience while preparing them for future careers.

EXTRACURRICULAR ACTIVITIES

Providing opportunities to participate in extra- and co-curricular programming helps CHS students pursue a well-rounded education. CHS offers a wide variety of athletics, music, service, academic, and affinity-based clubs and programs in which students can participate and gain leadership skills.

PARENT & COMMUNITY ENGAGEMENT

Parent and community engagement is essential for student success. Communication and collaboration are key factors in our relationship with families and the community. Back to School and Open House nights, conferences, community forums, surveys, and FAFSA/College nights provide opportunities for parents to share feedback and connect with staff. Regular communications and updates are shared through our website and a variety of delivery methods. Volunteer opportunities and community partnerships provide additional points of connection and engagement.