



OREGON
DEPARTMENT OF
EDUCATION

Oregon achieves... together!


OREGON AT-A-GLANCE SCHOOL PROFILE

Creswell High School

PRINCIPAL: Jenny Collins | GRADES: 9-12 | 33390 E Nieblock Ln, Creswell 97426 | 541-895-6020


2021-22

Students We Serve




DEMOGRAPHICS


American Indian/Alaska Native




Asian




Black/African American




Hispanic/Latino



Multiracial



Native Hawaiian/Pacific Islander



White



7%

Ever English
Learners



4

Languages
Spoken

16%

Students
with
Disabilities

97%

Required
Childhood
Vaccinations

>95%

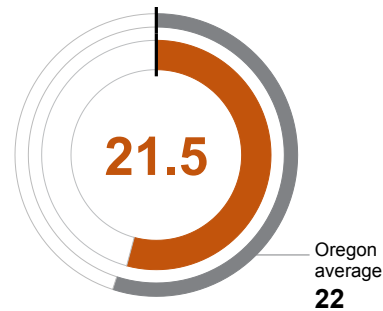
Free/
Reduced
Price Lunch

* <10 students or data unavailable

School Environment

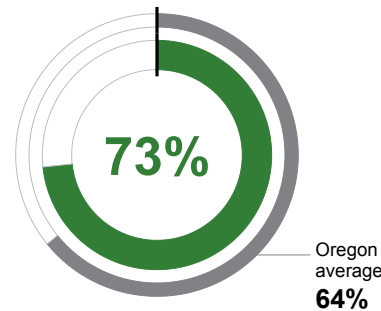
CLASS SIZE

Median size of classes in core subjects.



REGULAR ATTENDERS

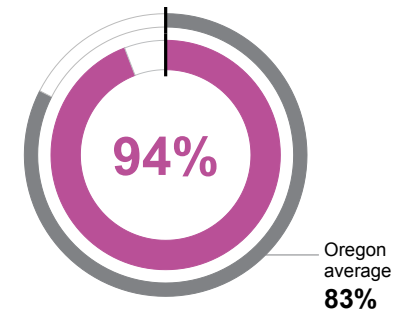
Students who attended more than 90% of their enrolled school days.



Academic Progress

ON-TRACK TO GRADUATE

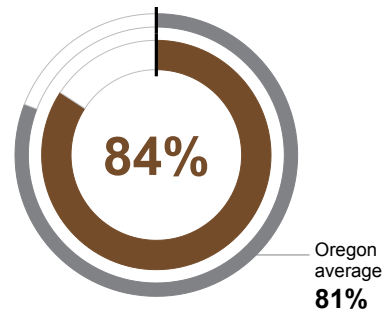
Students earning one-quarter of graduation credits in their 9th grade year.



Academic Success

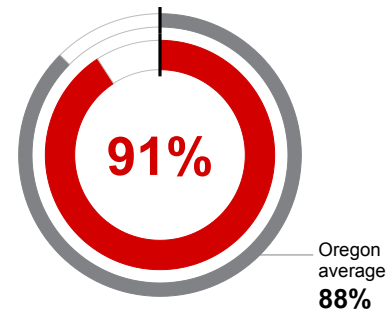
ON-TIME GRADUATION

Students earning a diploma within four years. Cohort includes students who were first-time ninth graders in 2017-18 graduating in 2020-21.



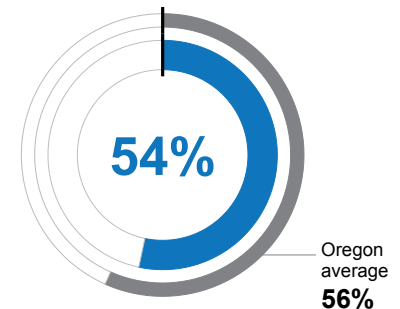
FIVE-YEAR COMPLETION

Students earning a high school diploma or GED within five years. Cohort includes students who were first-time ninth graders in 2016-17 finishing in 2020-21.



COLLEGE GOING

Students enrolling in a two or four year college within 16 months of completing high school in 2019-20. Data from the National Student Clearinghouse.



School Goals

At Creswell High School, we prepare students to achieve success in college, career, and life by providing a collaborative learning community with high quality educators, multiple pathways for success, and high expectations for achievement.

State Goals

The Oregon Department of Education is partnering with school districts and local communities to ensure a 90% on-time, four year graduation rate by 2025. To progress toward this goal, the state will prioritize efforts to improve attendance, provide a well-rounded education, invest in implementing culturally responsive practices, and promote continuous improvement to close opportunity and achievement gaps for historically and currently underserved students.

Safe & Welcoming Environment

Creswell School District strives to provide a safe, welcoming and supportive K-12 community, rooted in the social emotional well-being of all students, honoring diversity and fostering a culture of kindness and respect. CSD communicates and shares information through a variety of methods, provides interpreters upon request for parent meetings and conferences, and encourages community involvement in strategic planning and school leadership efforts (e.g. site council, etc.).



OREGON
DEPARTMENT OF
EDUCATION

Oregon achieves... together!

OREGON AT-A-GLANCE SCHOOL PROFILE CONTINUED

Creswell High School

2021-22

Outcomes

Our Staff (rounded FTE)



20
Teachers



6
Educational
assistants



1
Counselors/
Psychologists



94%
Average teacher
retention rate



86%
% of licensed teachers
with more than 3 years
of experience



No
Same principal in
the last 3 years

REGULAR ATTENDERS

| | |
|----------------------------------|----------------------------------|
| American Indian/Alaska Native | <10 students or data unavailable |
| Asian | <10 students or data unavailable |
| Black/African American | <10 students or data unavailable |
| Hispanic/Latino | 77% |
| Multiracial | 54% |
| Native Hawaiian/Pacific Islander | <10 students or data unavailable |
| White | 73% |
| Free/Reduced Price Lunch | 73% |
| Ever English Learner | 75% |
| Students with Disabilities | 64% |
| Migrant | <10 students or data unavailable |
| Homeless | 63% |
| Students in Foster Care | <10 students or data unavailable |
| Talented and Gifted | 73% |
| Female | 73% |
| Male | 74% |
| Non-Binary | <10 students or data unavailable |

ON-TRACK TO GRADUATE

| |
|----------------------------------|
| <10 students or data unavailable |
| <10 students or data unavailable |
| <10 students or data unavailable |
| 93% |
| <10 students or data unavailable |
| <10 students or data unavailable |
| >95% |
| 94% |
| <10 students or data unavailable |
| 86% |
| <10 students or data unavailable |
| 80% |
| <10 students or data unavailable |
| <10 students or data unavailable |
| <10 students or data unavailable |
| 95% |
| 93% |
| <10 students or data unavailable |

ON-TIME GRADUATION

| |
|----------------------------------|
| <10 students or data unavailable |
| <10 students or data unavailable |
| <10 students or data unavailable |
| >95% |
| <10 students or data unavailable |
| <10 students or data unavailable |
| 80% |
| 83% |
| <10 students or data unavailable |
| 82% |
| <10 students or data unavailable |
| <10 students or data unavailable |
| <10 students or data unavailable |
| <10 students or data unavailable |
| 85% |
| 83% |
| Coming in 2022-23 |

About Our School

ADVANCED COURSEWORK

At CHS, students are provided the opportunity to take a wide variety of advanced honors/AP courses and to earn dual credit through partnerships with local college and university programs. These rigorous courses allow students to explore areas of academic interest and promote college and career readiness.

CAREER & TECHNICAL EDUCATION

CHS provides students with multiple CTE pathways and courses of study, including Business Management and Administration, Health Occupations, Construction Technology, Visual Arts/Graphic Design, and Welding/Manufacturing Technology. These courses allow students to gain practical skills and experience while preparing them for future careers.

EXTRACURRICULAR ACTIVITIES

Providing opportunities to participate in extra- and co-curricular programming helps CHS students pursue a well-rounded education. CHS offers a wide variety of athletics, music, service, academic, and affinity-based clubs and programs in which students can participate and gain leadership skills.

PARENT & COMMUNITY ENGAGEMENT

Parent and community engagement is essential for student success. Communication and collaboration are key factors in our relationship with families and the community. Back to School and Open House nights, conferences, community forums, surveys, and FAFSA/College nights provide opportunities for parents to share feedback and connect with staff. Regular communications and updates are shared through our website and a variety of delivery methods. Volunteer opportunities and community partnerships provide additional points of connection and engagement.